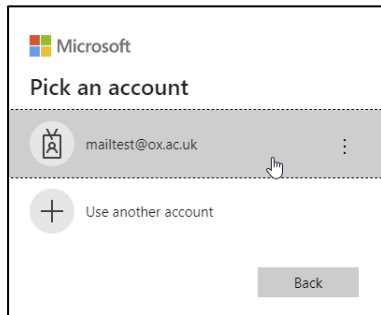




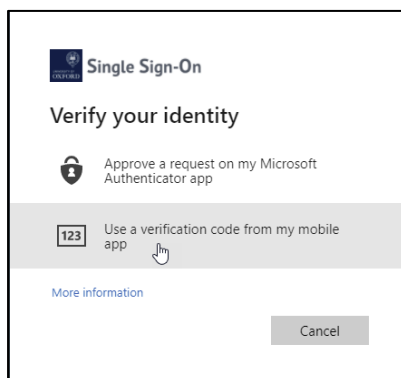
Signing into your account using the Authy desktop app

Once you have setup multi-factor authentication please follow the instructions to sign-in to your Single Sign-On (SSO) account using the Authy desktop app. This guide assumes that the default authentication method is set to Authenticator app. It's recommended you open the Authy desktop app before you login.

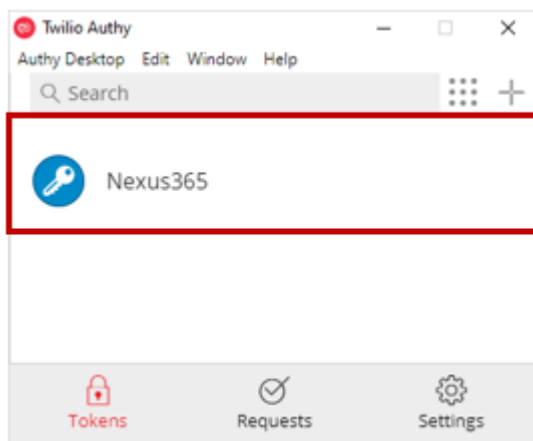
1. Select your account at the Single Sign-On (SSO) page.



2. Enter your password and click **Sign in**
3. At verify identity page click **'Use a verification code from my mobile app'**

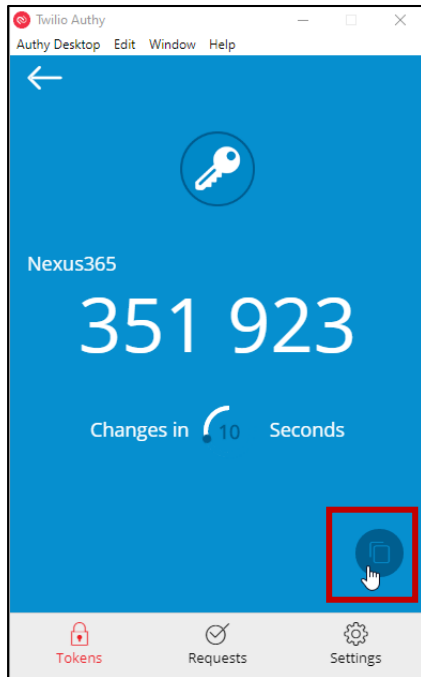


4. Select your account from the Authy app e.g. Nexus365. You may be prompted for a password to decrypt it.

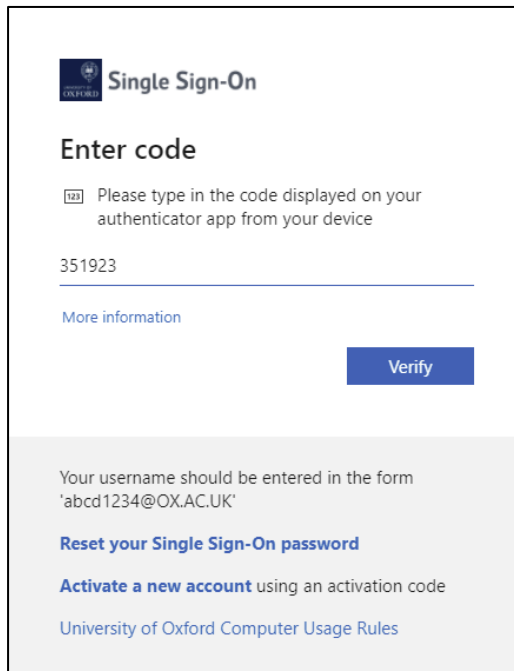




5. Click the icon to copy your six-digit code



6. Type or paste the six-digit passcode in the **Enter code** page and click **Verify**



7. You will now be logged into your account.